

T R I N I T Y

FACELIFT³ Evolve



1861: Lounge Chair w/ Wood Arms

Dimensions:

1861/1871: W 28.5" D 29.5" H 32" SH 18.5" AH 24.5" SW 24" SD 19.5"
1861-X/1871-X: W 34.5" D 29.5" H 32" SH 18.5" AH 24.5" SW 30" SD 19.5"
1862/1872: W 52.5" D 29.5" H 32" SH 18.5" AH 24.5" SW 48" SD 19.5"
1863/1873: W 76.5" D 29.5" H 32" SH 18.5" AH 24.5" SW 72" SD 19.5"

Unit Weight:

1861/1871: 65 lbs.
1861-X/1871-X: 80 lbs.
1862/1872: 140 lbs.
1863/1873: 180 lbs.

COM:

1861/1871: 2.5 yds.
1861-X/1871-X: 3 yds.
1862/1872: 4.75 yds.
1863/1873: 7 yds.

Standard Features:

- Tight Seat and Back / Removable Upholstery

Warranty: Lifetime (See Price List For Details)

Available Options:

- Closed Arm Panels
- Polyester Arm Caps (Available On 1871/1871-X/1872/1873 Models)

Other Specifications:

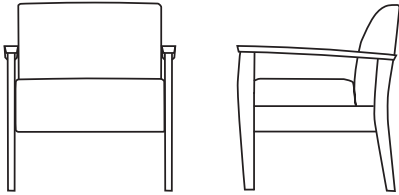
- Upholstery Frames: Steel, Plywood & Hardwood
- Seat: High Density Polyurethane Foam Over Strap Webbing
- Back: High Density Polyurethane Foam Over Sinuous Wire Springs
- Upholstered Covers: Attached w/ Velcro / Removable For Maintenance
- Wood Arms Caps: Solid Hardwood / Removable For Maintenance (1861/1861-X/1862/1863)
- Urethane Arms Caps: Black Urethane / Removable For Maintenance (1871/1871-X/1872/1873)
- Antimicrobial Moisture Barrier Fully Encapsulates All Foam Areas



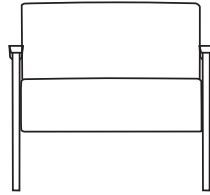
T R I N I T Y

FACELIFT³ Evolve

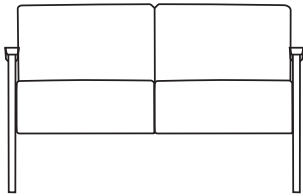
Lounge Styles:



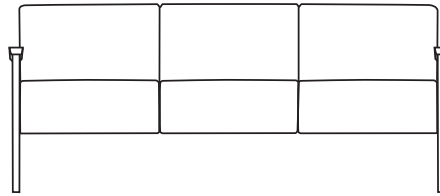
1861: Lounge Chair w/ Wood Arms
1871: Lounge Chair w/ Urethane Arms



1861-X: Bariatric Lounge Chair w/ Wood Arms
1871-X: Bariatric Lounge Chair w/ Urethane Arms



1862: Two Place Sofa w/ Wood Arms
1872: Two Place Sofa w/ Urethane Arms



1863: Three Place Sofa w/ Wood Arms
1873: Three Place Sofa w/ Urethane Arms

Lounge Examples:



1871: Lounge Chair w/ Urethane Arms



1862: Two Place Sofa w/ Wood Arms



1862: Two Place Sofa w/ Wood Arms & Optional Side Panels

Tandem Configuration Example:

